



# CROWDSOURCED CONVERSATIONS 2024 SURVEY REPORT: "OUR PUBLIC PARKS"



[futureheights.org](http://futureheights.org)

# Some topline stats

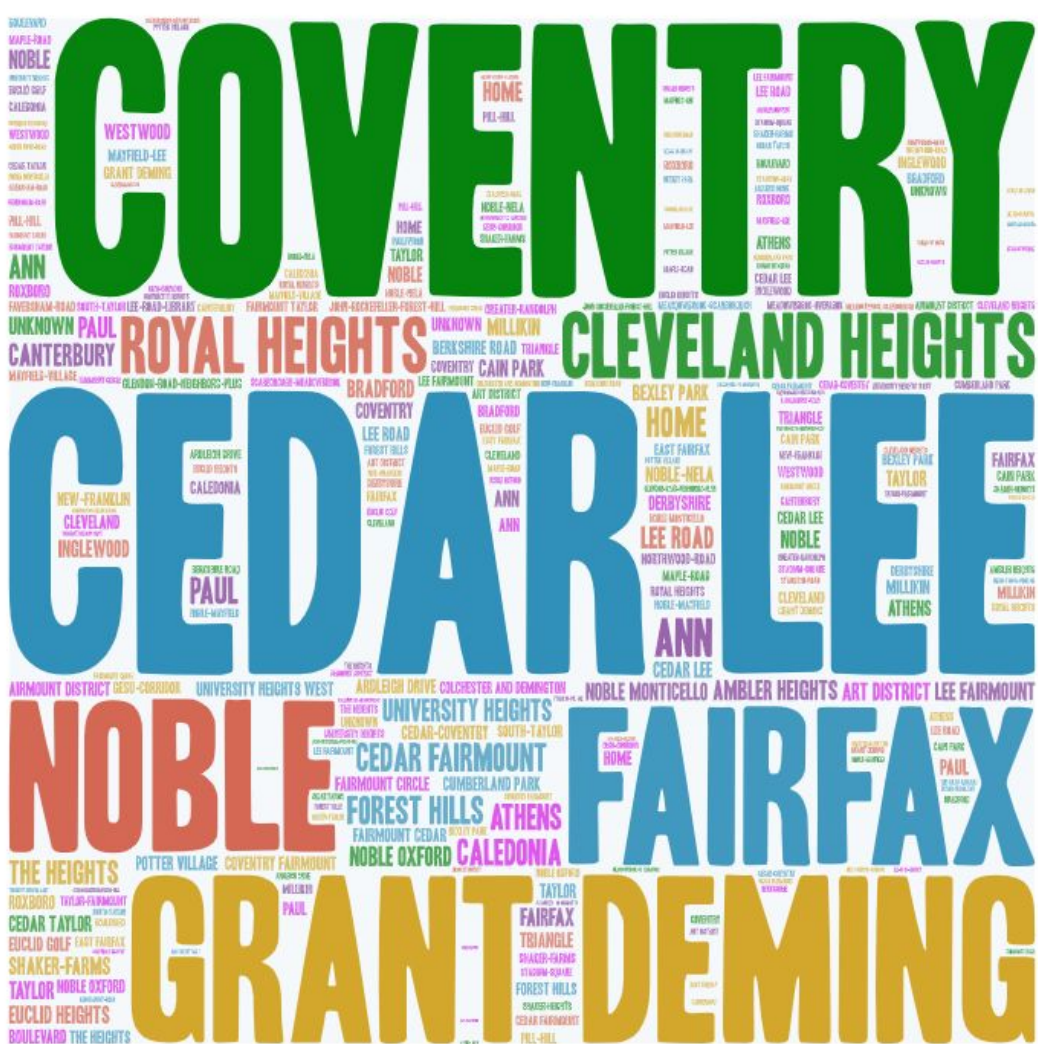
- There were a total of **302 responses**:
  - **91.4% Cleveland Heights residents**; 7% University Heights; 1.6% former/elsewhere.
  - **88.7% homeowners**; 9.6% renters; 1.7% other.
  - **60.6% have lived in their homes +20 years**; 13.2% 1-5 years; 13% 10-20 years; 10.6% 5-10 years; 2.3% 0-1 years; 0.3% don't live in the Heights.
  - **67.7% identified as a woman**; 25.3% as a man; 4.7% preferred not to say; 2.3% as trans\*/nonbinary/genderqueer.
  - **53% identified as over the age of 60**; 42.3% as under the age of 60; 4.7% preferred not to say.
  - **82% identified as White**; 7.3% as Black; 6.3% preferred not to say; 2.7% as multi-racial; 0.7% as Asian; 1% as Hispanic; 0% as Indigenous.

# What do you call the neighborhood where you live?

Respondents identified 74 different neighborhoods.

## Top 10 Answers:

1. Cedar Lee (32)
2. Coventry (31)
3. Grant Deming (19)
4. Fairfax (18)
5. Noble (18)
6. Cleveland Heights (15)
7. Royal Heights (13)
8. Cedar Fairmount (10)
9. Forest Hills (10)
10. University Heights (8)



**Familiarity &**

**General Experience**

**with Heights Parks**

# Respondent Proximity & Use of City Parks

**Respondents consider these city parks to be part of their neighborhoods:**

1. Cain Park (CH) - 52.60%
2. Cumberland Park (CH) - 38.40%
3. Forest Hill Park (CH) - 32.80%
4. Walter Stinson Park (UH) - 12.60%
5. Denison Park (CH) - 12.30%
6. Barbara H Boyd (CH) - 5.60%
7. Purvis Park (UH) - 4.60%

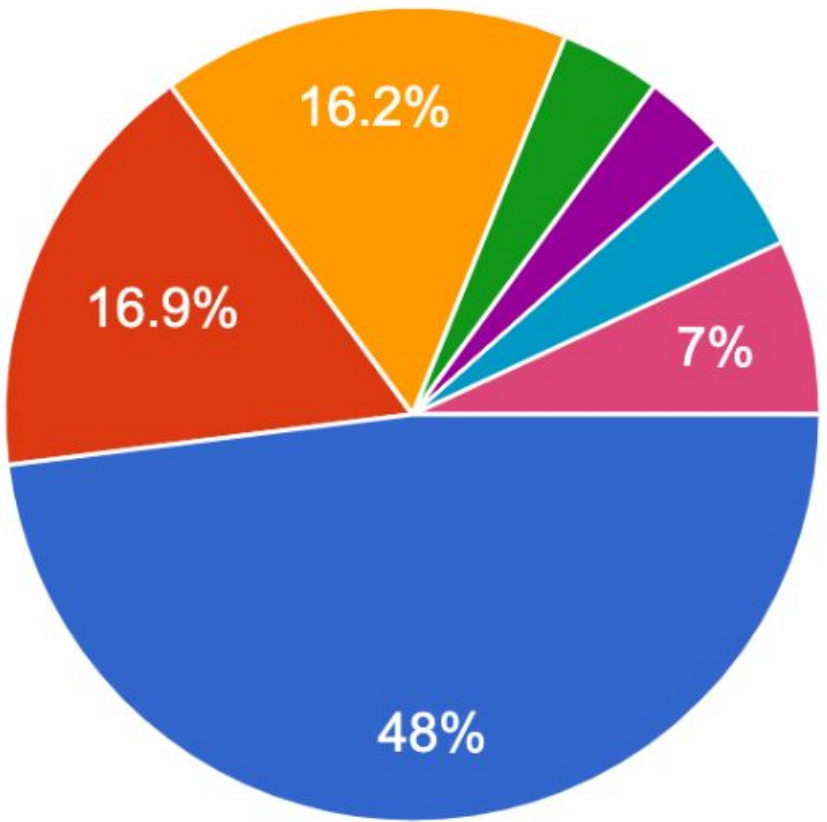
27.8% reported that they do not consider any of these parks as part of their neighborhoods.

**Respondents have visited or utilized these city parks over the past 12 months:**

1. Cain Park (CH) - 80.50%
2. Forest Hill Park (CH) - 57.60%
3. Cumberland Park (CH) - 50.30%
4. Walter Stinson Park (UH) - 25.80%
5. Denison Park (CH) - 20.20%
6. Barbara H Boyd (CH) - 4.60%
7. Purvis Park (UH) - 4.60%

7.3% reported that they have not visited or utilized any of these parks over the past 12 months.

# Respondent frequency of visits to city parks over the past year.

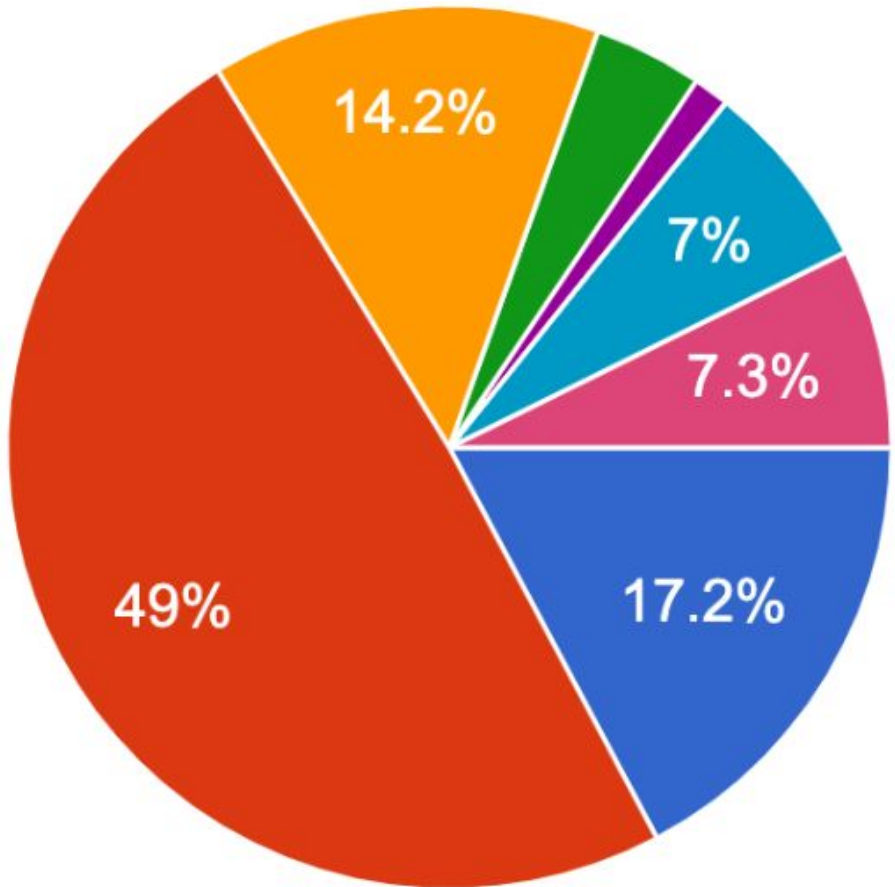


### Frequency of visits:

- 1-10 times - 48%
- 11-20 times - 16.90%
- 21-50 times - 16.20%
- 51-80 times - 4%
- 81-100 times - 3.30%
- Over 100 times - 4.60%

7% not visiting any of the city parks over the last year.

# Respondent satisfaction with their city park experiences



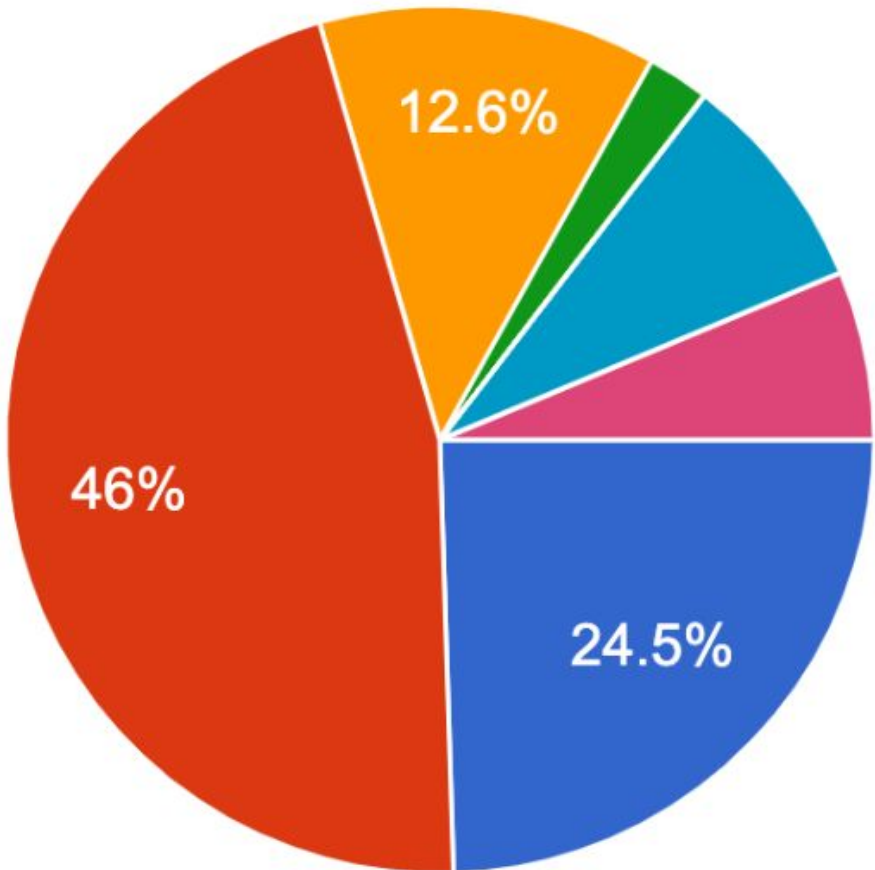
## General satisfaction ratings:

- Very satisfied - 17.20%
- **Satisfied - 49% - top response**
- Neutral - 14.20%
- Unsatisfied - 4%
- Very unsatisfied - 1.30%

7% reported their response would vary considerably depending on the park.

7.3% reported not visiting any of the city parks over the last year.

# Respondent sense of safety at city parks



### General safety ratings:

- Very safe - 24.50%
- **Safe - 46% - top response**
- Neutral - 12.60%
- Unsafe - 2.30%
- Very unsafe - 0%

8.3% reported their response would vary considerably depending on the park.

6.3% reported not visiting any of the city parks over the last year.

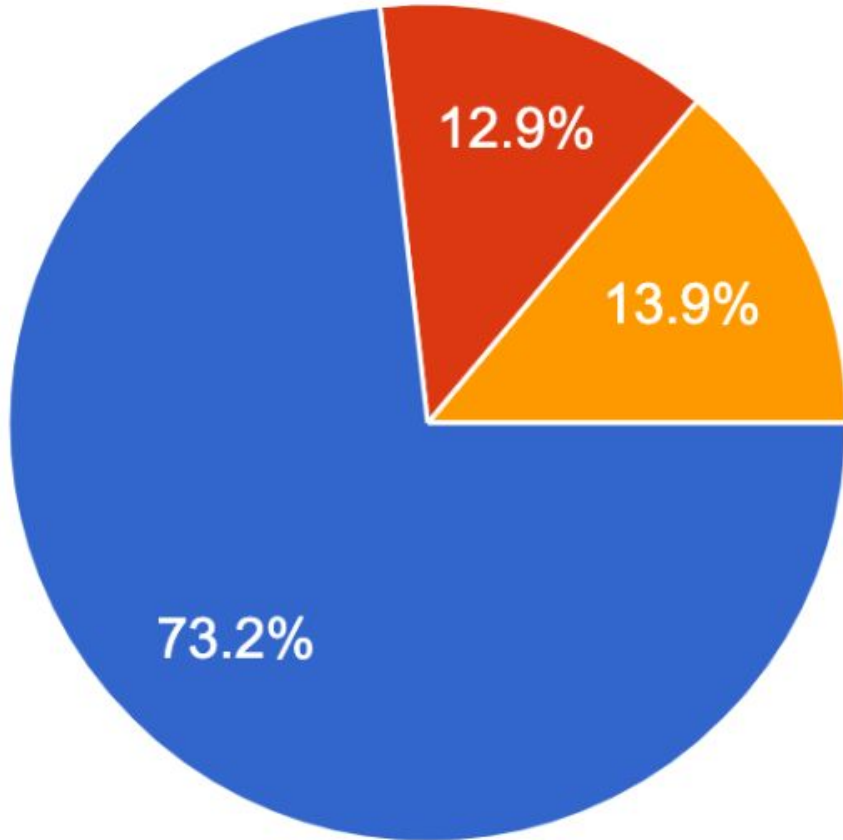


# Top respondent feedback/comments about city park experiences

- Parks are neglected by the City/could be better maintained (26)
- I only feel safe at the park with others/I feel unsafe when alone (18)
- I don't always feel safe in the parks but want to use them (11)
- Unsavory/questionable activities happen at the parks (smoking pot, loitering, etc.) (11)
- Too much graffiti (6)
- Safety can feel different depending on time of day (night/after 6pm feels less safe) (9)
- I feel unsafe in areas that are more secluded (9)
- Parks have unsafe reputation (5)
- Mobility issues make park access difficult (5)
- Some parks have litter/trash issues (5)
- Residents shouldn't be expected to make the parks clean, safe, or accessible – that's what I pay taxes for (5)
- More police presence wanted at the parks (4)
- Tennis courts in disrepair (4)
- I feel unsafe when I am not familiar with all of the trails (3)
- The East Cleveland side of Forest Hill Park is less desirable than the Cleveland Heights side (3)
- Child-friendly matters to me/my family (3)
- Park conditions seem unsafe/hazardous for children (3)
- More trash cans needed (3)
- I mostly just walk in the parks (3)

**Neighborhood Pocket  
Parks/Playgrounds/Other  
Neighborhood-Gathering  
Greenspaces**

# Pocket Parks (etc.) in respondent neighborhoods



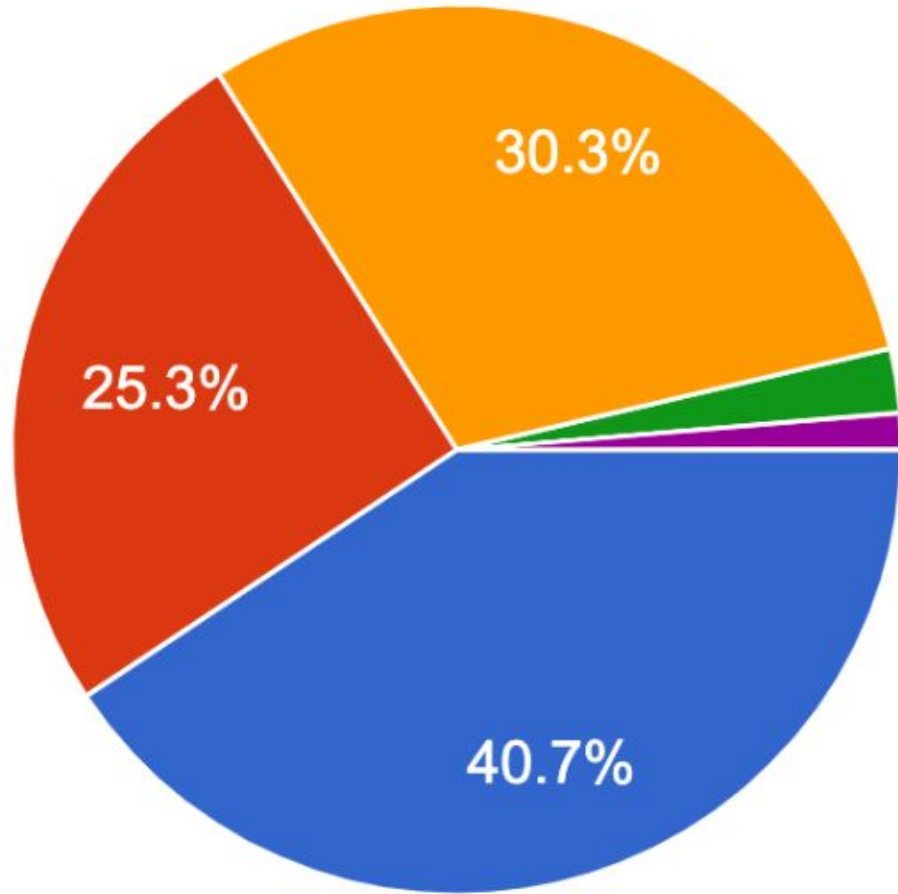
**Respondents with pocket parks (etc.)  
in their neighborhoods:**

- Yes - 73.20%
- No - 12.90%
- Not sure - 13.90%

# Pocket Parks (etc.) in respondent neighborhoods (cont'd.)

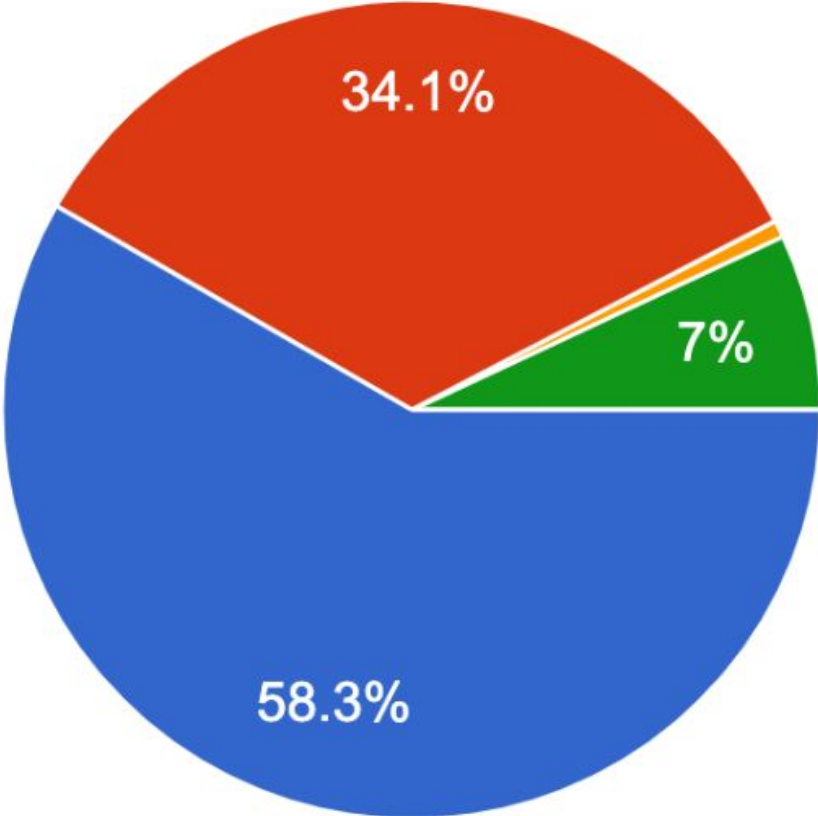
- Coventry PEACE (50)
- Fairfax Elementary Playground (38)
- Canterbury Elementary Playground (19)
- Turtle Park (18)
- Spirit Corner (15)
- Noble Roanoke Mini-Park (15)
- Shaker Nature Center/Shaker Lakes/Lower Lake (15)
- Roxboro Elementary Playground (14)
- Millikin Playground (10)
- Horseshoe Lake (7)
- Kenilworth Playground (6)
- Silsby Pocket Park (6)
- Noble Elementary Playground (6)
- Cedar Lee Mini-Park (5)
- Boulevard Elementary Playground (4)
- Oxford Elementary Playground (3)
- Harvey Pekar/Coventry Living Room (3)
- Ashurst Road (2)
- Cedar Baptist Playground (2)
- North Park Ravine (2)
- St. Paul's Playground (2)
- Bradford Cinderpath (2)
- Lakeview Cemetery (1)
- Oakwood Common (1)
- Oakwood Green Nature Preserve (South Euclid ) (1)
- Benny Yanowitz Park (South Euclid) (1)
- Blanche Field (1)
- Derbyshire & Euclid Heights Blvd (1)
- Meadowbrook Lee Pocket Park (1)
- Doan Brook (1)

# Importance of pocket parks (etc.) for the respondents



- **Very important - 40.70% - top response**
- Important - 25.30%
- Neutral - 30.30%
- Unimportant - 2.30%
- Very unimportant - 1.30%

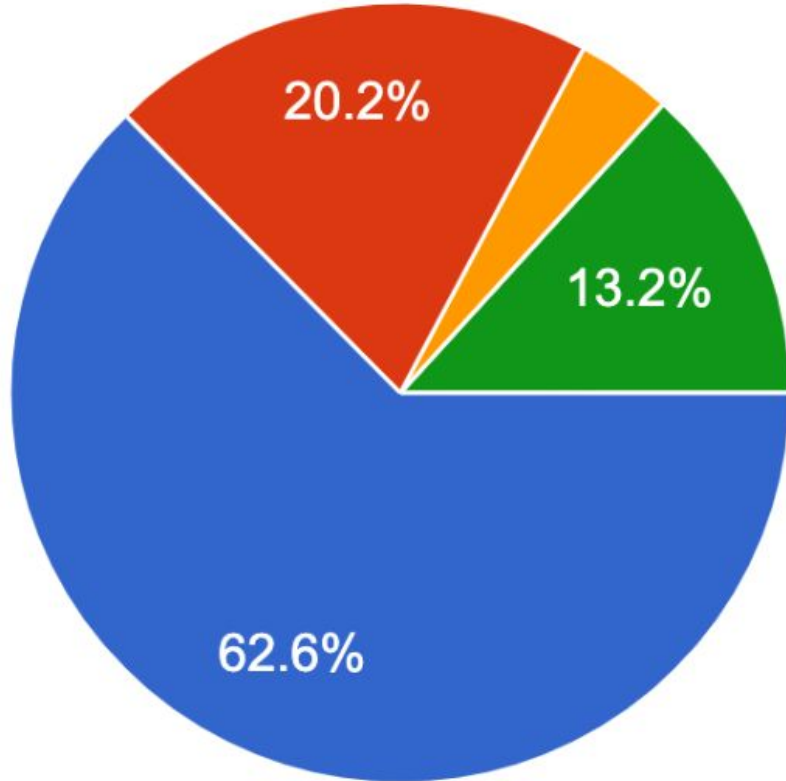
# Pocket parks (etc.) influence on neighborhood pride



### Respondents reported:

- I feel more pride with a pocket park/playground nearby - 58.30% - top response
- No strong opinion either way - 34.10%
- I feel less pride with a pocket park/playground nearby - 0.70%
- Not applicable - 7%

# Pocket parks (etc.) sense of welcoming for respondents



## Respondents reported:

- I feel welcome to utilize these types of spaces in my neighborhood - 62.60% - top response
- No strong opinion either way - 20.20%
- I am uncertain if I am able to utilize these types of spaces in my neighborhood - 4%
- Not applicable - 13.20%

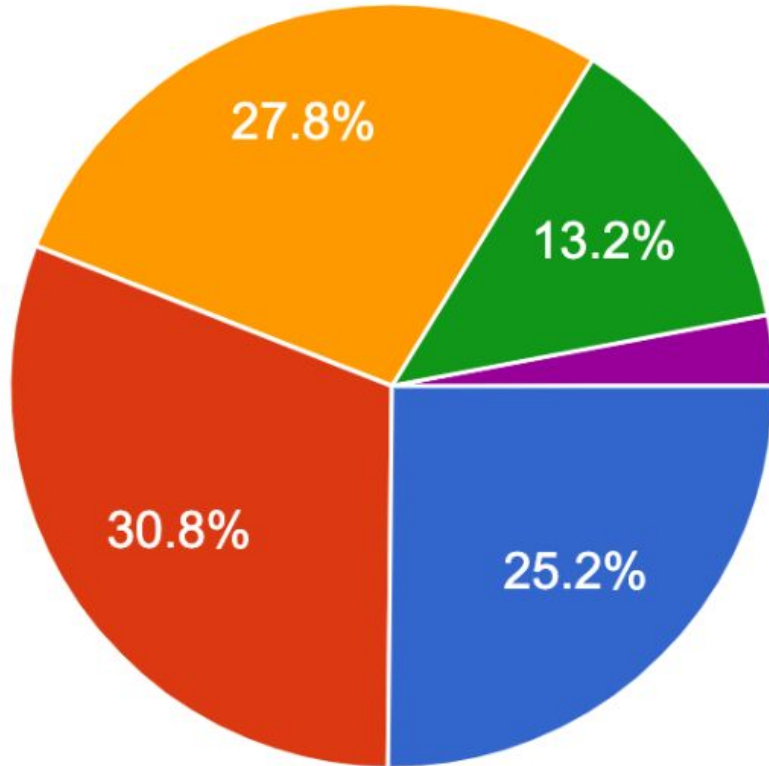
# Top respondent feedback/comments about pocket parks (etc.)

- School playground is only nearby option (4)
- Noble Roanoke mini-park needs some sprucing up (3)
- Noble Roanoke well-maintained (2)
- Pocket parks make neighborhood desirable (2)
- I use parks to take walks (2)
- Pocket parks great for spontaneous gathering (2)
- Turtle Park "a mess" this summer (2)
- Turtle Park is welcoming with lots of toys (2)
- Loitering can be an issue (2)
- Parks were more important when we had young kids (2)
- Keep pocket parks simple (1)
- Traffic/street crossing makes accessing parks & playgrounds tough (1)
- Partner with Heights Tree People on vacant/infill land (1)
- Vandalism at nearby playgrounds (1)
- Please do not remove Blanche Field (1)
- Parks don't always have the amenities needed - like restrooms and benches (1)
- City should help support making parks feel safer (1)
- I have ideas for where a mini-park could be installed (1)
- UH did a good job with the pocket park on Silsby (1)
- Cedar Lee should model pocket parks after Coventry's (1)
- Spirit Corner is an asset & gathering space (1)
- Pocket parks sometime seem like private property (1)
- Great to see so many pocket parks in the Heights (1)
- Disability access is an issue (1)
- There is a difference between city-owned and volunteer-built parks (1)
- Volunteer-built parks are nice but not sustainable (1)
- Pocket parks need better advertising (1)
- Attention/resources should be paid to the city parks before pocket parks (1)
- One lot isn't enough for a pocket park (1)
- "Bummed" by changes at Coventry PEACE Park (1)
- Pocket Parks are unnecessary (1)
- Millikin Playground could use some attention (1)
- City admin against pocket parks in Noble (1)
- Noble Roanoke beautiful but not usable/functional (1)
- City neglects empty lots (1)
- I go to pocket parks more than the city parks (1)



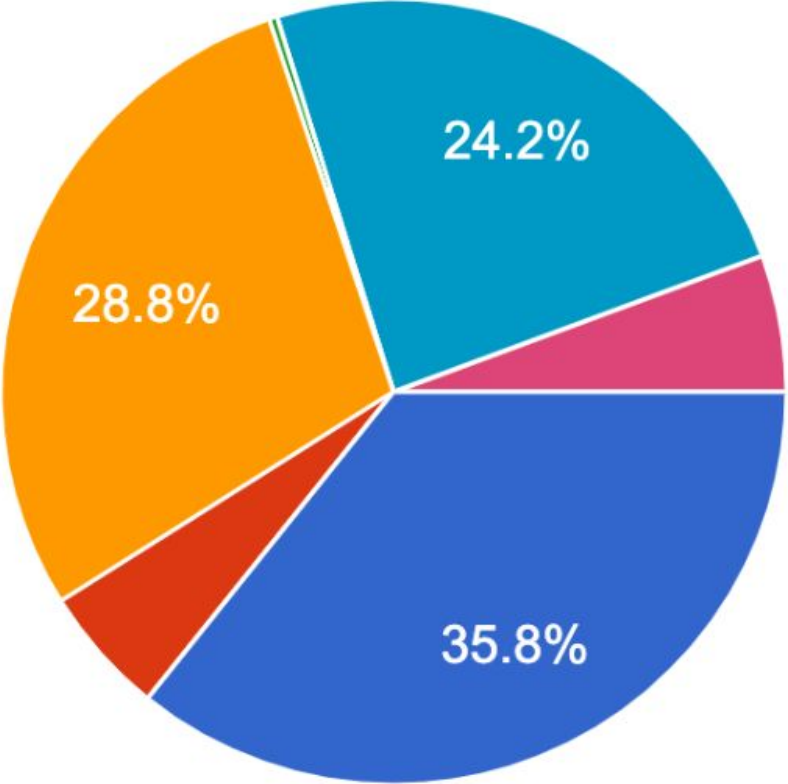
# **General Usability and Neighborhood Impact of Heights Parks**

# Proximity of greenspace as an influence on where respondents chose to live.



- Extremely important - 25.20%
- **Important - 30.80% - top response**
- Neutral - 27.80%
- Unimportant - 13.20%
- Extremely unimportant - 3%

# Respondent methods of travel to parks/greenspaces



- Walk - 35.80%
- Drive - 28.80%
- I use multiple different transportation options at a fairly even rate (i.e. half the time I walk, half the time I drive) - 24.20%
- Bike - 5.30%
- Public transit - 0.30%
- Rideshare (Uber/Lyft) - 0%

5.6% reported not typically going to Heights parks.

# Respondents rated each of the following as reason to visit/utilize a park/greenspace

- Walk with a friend or family member - 69.90%
- Connect with nature - 67.90%
- Social/community gathering or party - 64.60%
- Event/meeting gathering hosted by the city or another organization - 59.60%
- Personal exercise/fitness - 57.30%
- Space for live music/theatre - 54.60%
- Relaxation/self-care - 51.70%
- Utilize pool/splash pad - 33.10%
- Space to play - 32.80%
- Walk my dog - 32.80%
- Utilize playground equipment - 30.50%
- I might cross paths with a friend while I'm there - 22.20%
- Gardening/native planting - 18.50%
- Organized athletic team games/practice - 17.50%

0.7% reported that none of these are reasons they would visit or utilize a park.

# Respondents rated each of the following as barriers to visiting/utilizing a park/greenspace

- Safety - 40.40%
- Not enough features that interest me - 23.80%
- Not enough lighting - 20.20%
- Noise - 16.60%
- Too crowded - 12.30%
- Park equipment/amenities are not accessible for me - 11.60%
- There isn't a park near enough for me to visit/utilize on a regular basis - 10.30%
- Not sure if I'm welcome to be there - 3.60%

33.8% reported that none of these are barriers to visiting or utilizing a park.

# Respondents rated each of the following amenities anywhere from **VERY IMPORTANT** to **NOT IMPORTANT** or not applicable:

- Shade trees
- Running/walking trails
- Open Greenspace
- Benches/seating
- Public restrooms
- Playground equipment
- Picnic tables/pavilions
- Splash pad/pool
- Sledding hill
- Dog park
- Basketball court/half court
- Soccer/football fields
- Baseball Fields
- Personal exercise stations
- Tennis courts
- Skate park
- Pickleball Courts
- Organized fitness classes
- Chess/checkerboard tables
- Ping pong tables

# Respondents rating TOP 5 results in each classification:

## VERY IMPORTANT

1. Shade trees (234)
2. Running/walking trails (203)
3. Open Greenspace (192)
4. Benches/seating (190)
5. Public restrooms (181)

## IMPORTANT

1. Picnic tables/pavilions (138)
2. Basketball court/half court (111)
3. Baseball Fields (103)
4. Splash pad/pool (101)
5. Soccer/football fields (100)

## NEUTRAL

1. Ping pong tables (139)
2. Chess/checkerboard tables (132);  
Organized fitness classes (132)
3. Personal exercise stations (129)
4. Pickleball Courts (122)
5. Skate park (117)

## A LITTLE IMPORTANT

1. Organized fitness classes (40)
2. Pickleball Courts (37)
3. Chess/checkerboard tables (33)
4. Ping pong tables (32)
5. Skate park (31)

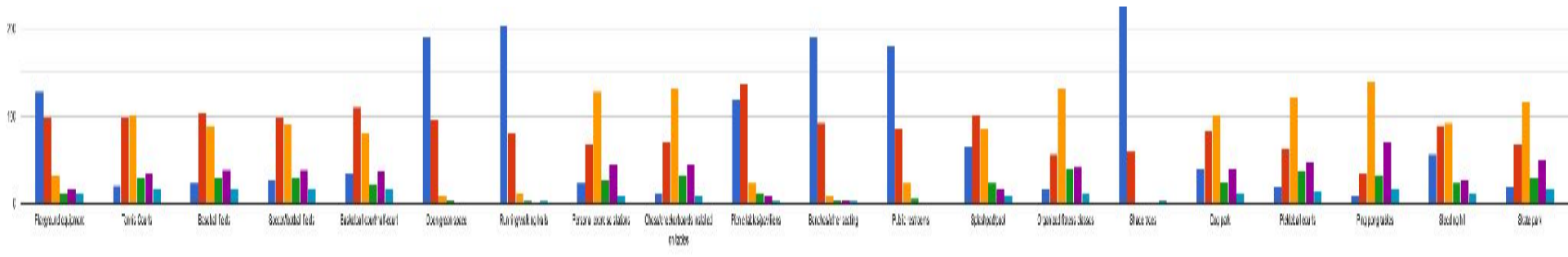
# Respondents rating TOP 5 results in each classification:

## NOT IMPORTANT

1. Ping pong tables (70)
2. Skate park (49)
3. Pickleball Courts (47)
4. Personal exercise stations (46); Chess/checkerboard tables (46)
5. Organized fitness classes (42)

## NOT APPLICABLE

1. Skate park (18); Ping pong tables (18)
2. Basketball court/half court (17)
3. Tennis Courts (16); Baseball fields (16); Soccer/football fields (16)
4. Pickleball Courts (14)
5. Dog park (13); Organized fitness classes (13); Sledding hill (13)





# Additional amenities important to respondents

- Water fountains/water bottle refill station (10)
- Access to water/stream (7)
- More trash/recycling bins (6)
- Bike racks (6)
- Safety and accessibility-minded planning (4)
- Gardens (4)
- Police on foot/bicycle (4)
- Benches/resting spots (3)
- Bike paths (3)
- Historic markers/plaques, informational signage (3)
- Parking (3)
- Stages/theaters (3)
- More public art (3)
- Cleanliness (2)
- Bathrooms open year round (2)
- Free lawn concerts (2)
- Restrooms that are accessible for children and those mobility issues (2)
- Meadows/unmowed areas (2)
- More for older children/teens (2)
- Native plantings (1)
- General park upkeep (1)
- Space for smokers, tables with ashtrays (1)
- Bocce ball (1)
- Boardwalks (like Shaker Nature Center) (1)
- Compost bins (1)
- Good lighting (1)
- Variety is the key (1)
- Concession stand (1)
- Pools > splash pads (1)
- Roller skating rink / ice skating rink (1)
- Pump track for bikes (1)
- Swings (1)
- Indoor pool (1)
- Tennis wall (1)
- Food truck (1)
- Update playground equipment (1)
- Events/speakers (1)
- Fruit trees (1)
- Interactive amenities, like percussion station (1)

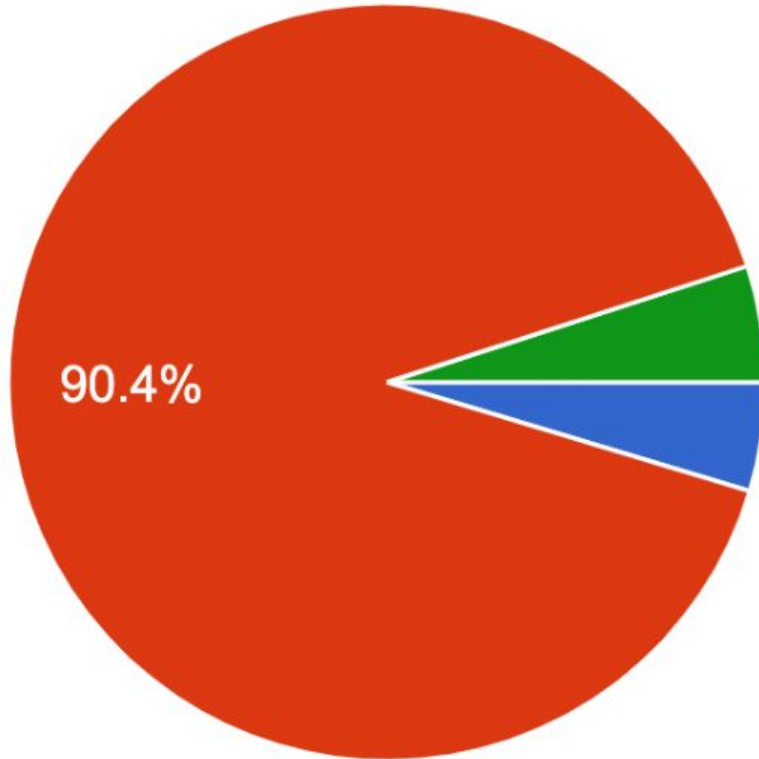
# Additional comments about park usability

- Disability access needs to be a higher priority (6)
- We pay high taxes, we should have nicer parks/we should not be expected to be the ones to make them nice (4)
- Trail maps/signage wanted (3)
- Connect the parks by bike trail/walking path (2)
- I go to non-Heights parks more than our own (2)
- Against a dog park (2)
- Quiet forest/greenspace wanted (2)
- Cain Park Skate Park in disrepair (2)
- Appreciative of Friends of Heights Parks (1)
- Kids should be encouraged to use the parks (1)
- Adult "play space" needed too (1)
- Promote winter walking, add firepits (1)
- Wish we had more than one community pool (1)
- Alleviate frequency of geese/geese poop (1)
- More walking trails (1)
- Good parks are vital to a city (1)
- Coffee truck at Walter Stinson boosts park's appeal (1)
- Park staff/counselors for the summer (1)
- Gender neutral bathrooms wanted (1)
- More nature programming wanted (1)
- Cooperative efforts between CH & UH would be good (1)
- Changing tables needed in restrooms (1)

**Heights Parks**

**Processes**

# Respondent reserving Heights Parks Pavilions

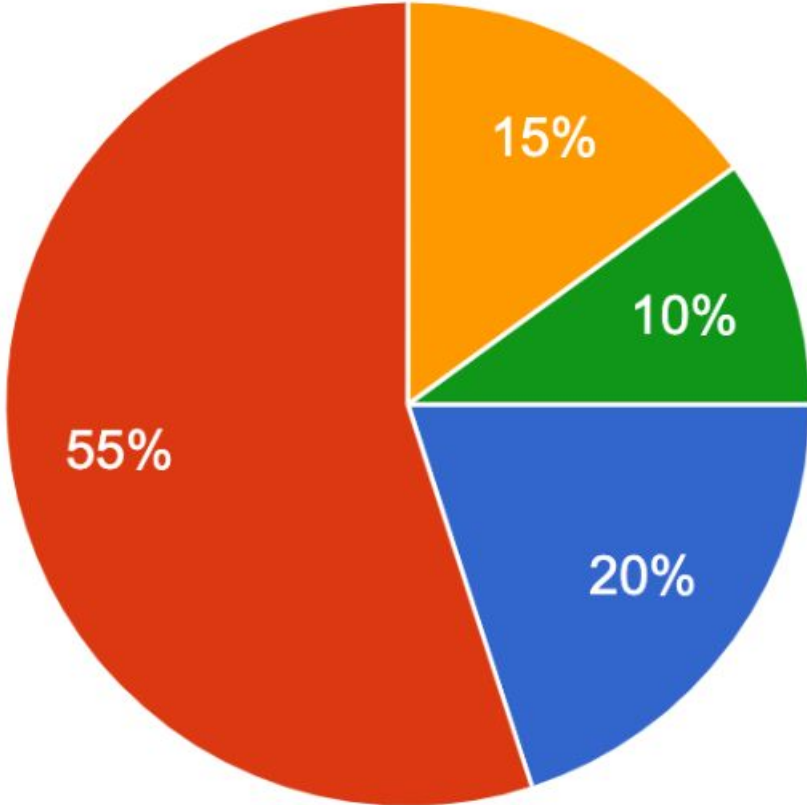


**Have respondents reserved a pavilion in the past year:**

- Yes - 4.60%
- No - 90.40%
- I'm not sure - 0%

5% reported not being aware the pavilions could be reserved.

# Respondent reserving Heights Parks Pavilions (cont'd)



For those who HAVE reserved pavilions, the experience was:

- Excellent - 20%
- **Good - 55% - top response**
- Neutral/Fair - 15%
- Poor - 10%

# Respondent feedback on reserving/utilizing park pavilions

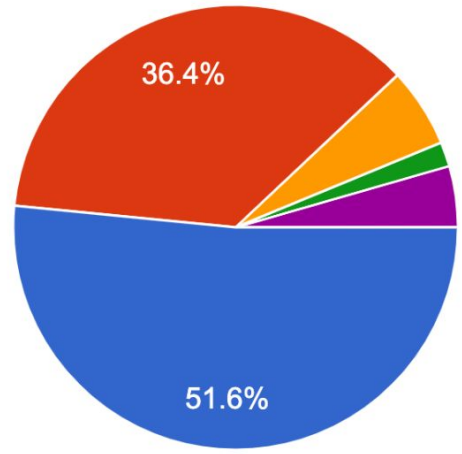
- More info should be available about renting pavilion (3)
- Trash removal needed at pavilions (3)
- Have used & had great experience (3)
- Park staff very helpful (3)
- Pavilions aren't large enough for events/gatherings (2)
- Process to reserve should be clearer/more transparent (2)
- Can't control who else is gathering nearby (2)
- Better to host at non-CH/UH parks (2)
- Pavilions in disrepair/not attractive (2)
- Having to reserve in person is a pain (1)
- Be aware of ID requirement (1)
- Clearer signage for when pavilion has been reserved (1)
- Process too complicated (1)
- Should be free to rent pavilion (1)
- I had to clean up the pavilion when I arrived in order to host my event (1)
- I was unaware of any pavilions (1)
- More pavilions needed (1)
- Glad they're an option (1)

# Respondent attendance/experience for shows at Cain Park

- Attended/plan to attend a concert at Evans Amphitheater - 60.90%
- Attended/plan to attend a theatrical event at Alma Theater - 38.10%
- I am aware that there are concerts and shows at these Cain Park theaters but have not attend - 36.40%
- I was not aware that there were concerts or shows at Cain Park and have not attended - 0.70%

## Experience rated by respondents:

- **Excellent - 51.60% - top response**
- Good - 36.40%
- Neutral/Fair - 5.80%
- Poor - 1.8%
- My answer would vary considerably depending on which concert/show I attended - 4.40%



# Respondent feedback attending shows at Cain Park

- Overall experience too expensive (8)
- Not enough parking (8)
- Difficult to access if you have mobility issues (6)
- Patio/reception area worn down (5)
- Restrooms need to be updated/repaired (5)
- Theater space nice (4)
- Great experience (4)
- Need more concession stands (long lines) (4)
- More lighting needed (3)
- Better signage needed/wayfinding (3)
- Cain Park is a community asset (3)
- Sometimes concerts overlap with shows at the theater which is a nuisance (2)
- Mosquitos undesirable (2)
- Food/vendors too expensive (2)
- Nowhere to eat nearby (2)
- More bike racks wanted (2)
- Food options aren't healthy enough/not enough vegetarian options (2)
- More security needed, especially for popular/crowded shows (2)
- Concerts seem to be geared towards younger audience (2)
- Need to have better marketing so everyone knows about the performers coming through (2)
- Need more restrooms (long lines) (2)
- Need better air circulation/too hot (2)



# Respondent experience with city pools

## Respondent usage of pools over the past year:

- Yes, Cleveland Heights - 28.50%
- Yes, University Heights - 3.30%
- **I am aware that there are city pools but I have not utilized one over the past 12 months - 65.20% - top response**
- I was not aware that there were city pools and I have not utilized one over the past 12 months - 3.60%

## Experience rated by respondents:

### Cleveland Heights

- Excellent (23)
- **Good (46) - top response**
- Neutral/Fair (14)
- Poor (6)

### University Heights

- Excellent (3)
- **Good (6) - top response**
- Neutral/Fair (1)
- Poor (1)

# Respondent feedback regarding city pools

- I love Cumberland (10)
- Pool bottom needs to be painted/restored (7)
- Pool area seems run down (7)
- More than one pool needed (7)
- Baby pool's been in disrepair (7)
- Great staff (6)
- We need an indoor pool, too (6)
- The pool rules are confusing/not good (5)
- I miss Denison's pool (4)
- Not enough amenities for older children/teens (4)
- Great community space (4)
- Water is too cold (3)
- Could be cleaner (3)
- Caters more to adults than families (3)
- Staff could be more attentive (3)
- I use pools outside of CH/UH (3)
- Too many lap swim lanes (2)
- Better info should be available online about current pool status (i.e. if a feature isn't available) (2)
- Locker rooms very clean (2)
- Love the surrounding trees (2)
- Pool hours should be expanded (2)

# Respondent attendance at park events

- Arts Festival (Cain Park) - 54.30%
- Pride (CH) - 11.30%
- Solar Eclipse Viewing Party (CH) - 11.30%
- Juneteenth (CH) - 10.30%
- Solar Eclipse Viewing Party (UH) - 7%
- Juneteenth (UH) - 6%
- Easter Egg Hunt (CH) - 2%
- Pride (UH) - 1%

34.8% reported being aware of such events but not attending.

4% reported not being aware of any of these events.

# Respondent source for learning about Heights park events

- City of Cleveland Heights (e-news, website, social media) - 81.80%
- Heights Observer (e-news or print edition) - 72.50%
- Heights Libraries (e-news, website, social media, Check Us Out magazine) - 33.40%
- General word of mouth - 30.10%
- Neighborhood group (email/text list, social media, website) - 21.90%
- "Friend of Heights Parks" group (social media, email list, etc.) - 18.90%
- Flyers posted around town - 15.20%
- Another organization/nonprofit (website, social media, newsletter) - 15.20%
- Information provided at the parks themselves (flyers, staff) - 13.60%
- City of University Heights (e-news, website, social media) - 12.60%
- Other local news (Channel 19, Cleveland.com, etc.) - 9.90%
- I happened to show up and discovered an event was going on - 3.30%

1.7% reported utilizing none of the above resources.

2.6% reported utilizing "other" resources beyond the ones listed.

# Other resources respondents named as ways to learn about Parks events

- Gather Well Cleveland Heights podcast (2)
- Sun Press (2)
- Postcards/mailings (2)
- City of Cleveland Heights Recreation registration page (1)
- Nextdoor (1)
- Posters at the Rec Center (1)
- Radio (1)
- Wish there was better signage/marketing (1)

**ACTION**

# Respondent participation in Parks-related groups

- Friends of Heights Parks - 9.90%
- Heights Tree People - 9.30%
- Cleveland Heights Green Team - 7.90%
- Friends of Lower Lake - 5.60%
- I am part of a group that supports a pocket park in my neighborhood - 5.30%
- Friends of Cain Park - 4.60%
- Friends of Cumberland Park - 1.70%
- Parks and Recreation Advisory Board (Cleveland Heights) - 0.30%

72.8% reported not being part of a parks-related group.

8.3% reported being part of a parks-related group not listed.

# Other Parks-related groups respondents are part of

- Friends of Horseshoe Lake (3)
- Green Noble (3)
- Part of unnamed group that focuses on native plantings/invasive species (2)
- Friends of the Walt (2)
- Shaker Nature Center (1)
- Canterbury Community Garden (1)
- UH Green Team (1)
- Applied to be on Parks & Rec board (1)
- Garden at Cumberland Pool (1)
- UH Sustainability Committee (1)
- Write grants to preserve tree canopy (1)
- Bluestone Heights (1)
- Dugway Creek Supporters (1)
- Noble Litter Busters (1)



# Respondent interest in advocacy

## VERY INTERESTED

1. More native trees/plants in Heights parks (119)
2. Prioritizing safety in Heights parks (100)
3. Ensuring accessible park features (70)
4. The creation/continuation of a pocket/mini-park in your neighborhood (65)
5. Bringing more community events to Heights parks (60)

## INTERESTED

1. Ensuring accessible park features (114)
2. Bringing more community events to Heights parks (107)
3. Prioritizing safety in Heights parks (99)
4. More native trees/plants in Heights parks (92)
5. The creation/continuation of a pocket/mini-park in your neighborhood (77)

## NEUTRAL

1. The creation/continuation of a pocket/mini-park in your neighborhood (91)
2. Bringing more community events to Heights parks (77)
3. Ensuring accessible park features (71)
4. Prioritizing safety in Heights parks (64)
5. More native trees/plants in Heights parks (51)

## A LITTLE IMPORTANT

1. Bringing more community events to Heights parks (15)
2. Ensuring accessible park features (14); The creation/continuation of a pocket/mini-park in your neighborhood (14)
3. More native trees/plants in Heights parks (13); Prioritizing safety in Heights parks (13)

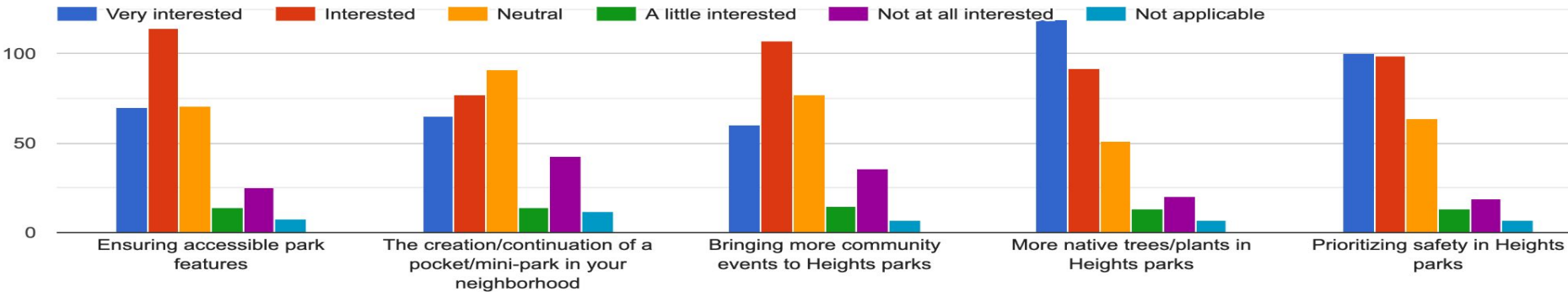
# Respondent interest in advocacy (cont'd)

## NOT INTERESTED

- 1. The creation/continuation of a pocket/mini-park in your neighborhood (43)
- 2. Bringing more community events to Heights parks (36)
- 3. Ensuring accessible park features (25)
- 4. More native trees/plants in Heights parks (20)
- 5. Prioritizing safety in Heights parks (19)

## NOT APPLICABLE

- 1. The creation/continuation of a pocket/mini-park in your neighborhood (12)
- 2. Ensuring accessible park features (8)
- 3. Bringing more community events to Heights parks (7); More native trees/plants in Heights parks (7); Prioritizing safety in Heights parks (7)



# Respondent interest in participation (Top 5 per categorization)

## VERY INTERESTED

1. Trash pick up/beautification (55)
2. Learning about gardening/native plantings (51)
3. Getting involved with one of the established Parks groups (30)
4. Helping to broadcast upcoming events at Heights Parks (28)
5. Volunteering with the city to support the upkeep of the parks (25)

## INTERESTED

1. Learning about gardening/native plantings (92)
2. Trash pick up/beautification (91)
3. Getting involved with one of the established Parks groups (72)
4. Volunteering with the city to support the upkeep of the parks (61)
5. Getting more involved with already established pocket/mini-parks in my neighborhood (48)

## NEUTRAL

1. Helping to broadcast upcoming events at Heights Parks (116)
2. Creating a pocket/mini-park in my neighborhood (113)
3. Getting more involved with already established pocket/mini-parks in my neighborhood (111)
4. Volunteering with the city to support the upkeep of the parks (98)
5. Getting involved with one of the established Parks groups (91)

## A LITTLE INTERESTED

1. Getting involved with one of the established Parks groups (35)
2. Volunteering with the city to support the upkeep of the parks (34)
3. Learning about gardening/native plantings(27); Trash pick up/beautification (27)
4. Helping to broadcast upcoming events at Heights Parks (22); Creating a pocket/mini-park in my neighborhood (22)
5. Getting more involved with already established pocket/mini-parks in my neighborhood (21)

# Respondent interest in advocacy (cont'd)

## NOT INTERESTED

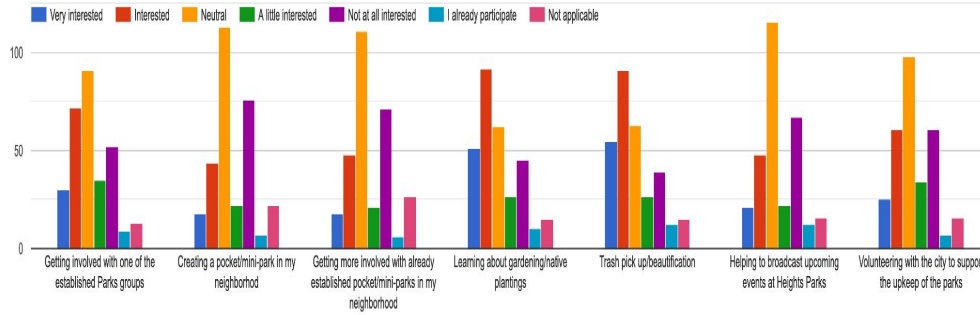
1. Creating a pocket/mini-park in my neighborhood (76)
2. Getting more involved with already established pocket/mini-parks in my neighborhood (71)
3. Helping to broadcast upcoming events at Heights Parks (67)
4. Volunteering with the city to support the upkeep of the parks (61)
5. Getting involved with one of the established Parks groups (52)

## I ALREADY PARTICIPATE

1. Trash pick up/beautification (12); Helping to broadcast upcoming events at Heights Parks (12)
2. Learning about gardening/native plantings (10)
3. Getting involved with one of the established Parks groups (9)
4. Creating a pocket/mini-park in my neighborhood (7); Volunteering with the city to support the upkeep of the park (7)
5. Getting more involved with already established pocket/mini-parks in my neighborhood (6)

## NOT APPLICABLE

1. Getting more involved with already established pocket/mini-parks in my neighborhood (27)
2. Creating a pocket/mini-park in my neighborhood (22)
3. Helping to broadcast upcoming events at Heights Parks (16); Volunteering with the city to support the upkeep of the parks (16)
4. Learning about gardening/native plantings (15); Trash pick up/beautification (15)
5. Getting involved with one of the established Parks groups (13)



**TAKEAWAYS**

## Topline Takeaways:

- 46% of survey respondents reported feeling “SAFE” when visiting Heights Parks, yet most of the write-in comments were regarding issues of safety. Namely: individuals felt safe when with others but not when alone and safer during the day than at night.
- Themes around accessibility and accommodations for individuals with mobility issues were also prevalent in the write-in comments. For instance, park pavilions being set at a distance from parking options, making it challenging for anyone utilizing a mobility device to access the pavilions. Being mindful of those with mobility issues when designing parks (or other public spaces) or planning events a must.
- Improved signage, especially around wayfinding, would make the parks feel safer and easier to navigate.
- 51.6% of respondents reported “EXCELLENT” experiences attending concerts and shows at Cain Park while chief issues are lack of parking options, limited food options, and the occasional sound blending when there’s a concert at the amphitheater while a play is happening simultaneously.
- Only 28.5% of respondents reported utilizing Cumberland Pool and 3.3% reported utilizing a pool in University Heights while 65.2% reported knowing there were city pools but did not utilize them.
- Supporting more native/tree planting, improving sense of safety, and improving park accessibility were all top areas of action/advocacy survey respondents were interested in.

## What is noteworthy:

- Some respondents reported a sense of “outrage” that they should be expected to do anything to support or help maintain the parks because they pay high taxes. Additionally, they were upset that this was a topic selected for Crowdsourced Conversations because they did not feel it was their responsibility to help make the parks feel safe, clean, or welcoming to the community.

**FACTS ABOUT**

*Who what when where why how*

**OUR STATS**

## About this survey:

This survey was created and distributed as part of the [Crowdsourced Conversations 2024 Forum Series](#), being conducted in partnership with FutureHeights, Home Repair Resource Center, Heights Libraries, Cleveland Heights Green Team, Heights Bicycle Coalition, representatives of Cleveland Heights City Council, and many dedicated Heights residents and change-agents.

Survey data was collected from July 1 through July 31, 2024. Respondents completed an online-only Google Form that was distributed via email, on social media, through the media, via fliers, and through word of mouth. Options for survey completion assistance were offered.

This survey data analysis was completed by FutureHeights and shared with forum series partners, including elected officials, and is available for the community to review.

Any questions, please contact Sarah - [swolf@futureheights.org](mailto:swolf@futureheights.org).